

8R7X – Guyana 2024

- The Next Generation -



Preface

8R7X was a DXPedition to Guyana in February 2024 where the team spent 14 days in Guyana making 73,500 QSOs on CW, SSB, RTTY, FT8 and FM. Guyana was ranked #96 in the DXCC Most Wanted list according to Clublog (*Clublog: 12th February 2024*). The team was made up of 4 young operators with an average age of 24 years, from 3 countries in Europe. How did we do it? Let's find out ...

Introduction

Guyana is a South American nation located on the North East coast of continental South America. Guyana shares a border to the North West with Venezuela, to the South West with Brazil, Suriname is to the East and the Atlantic Ocean is directly North. Guyana sits close to the equator at only 4° latitude, making this a very tropical climate to visit. Guyana is famous for its production of sugarcane; You might have heard of Demerara sugar? It is made in the Demerara region of Guyana and distributed worldwide. Guyana is also famous for its outstanding natural beauty and its kind, welcoming people. Guyana offered our team a comfortable home for 2 weeks whilst we

indulged in our beloved hobby, putting Guyana on the map for thousands of radio amateurs worldwide.

Why Guyana?

Guyana was first brought to the attention of the team when a visiting ham, Rudi 8R1/AH0G was on the air in 2018. Jamie MØSDV was able to work Rudi on 80m CW, planting the seed for a future DXPedition. Jamie was able to reach out to Rudi to gain some insight into amateur radio life in Guyana which helped enormously in the first steps of planning the DXPedition. The information received suggested that doing a DXPedition to Guyana would be challenging but rewarding, and so the process began. There are many factors that played into choosing Guyana as the DXCC entity of choice for this DXPedition, from culture, most wanted ranking, accessibility, and achievability. Guyana was ranked #96 on Clublog's Most Wanted list making it a very attractive country to DXers. The country is relatively easy to travel to with connecting flights from major cities such as New York and Miami.

The Team

Our operating team consisted of four young radio hams who have a love for amateur radio and traveling. We have a combined average age of 24 years old and have shared various experiences through the hobby. We have all been fortunate enough to experience DXpeditions as part of experienced teams which have given us a huge advantage in taking on this challenge. Our team is as follows;

Jamie Williams - MØSDV

Jamie, 23 years old from Staffordshire in England has an extensive history in amateur radio dating back only 9 years to 2015 where he has been involved in contesting and DXpeditioning including with some world-renowned teams. Jamie started traveling in 2017 where he met Philipp DK6SP in Munich who he would travel the world with for many years to come. Jamie has been QRV with such callsigns as PJ2/MØSDV, PJ4V, 5V7EI, 3B8M, and M6T. Jamie was also part of Youth Team #2 at WRTC 2022 in Bologna Italy where he operated as I47B with teammate DK6SP. Jamie is a proficient SSB and CW operator with good experience in pileup management. His favorite mode to operate is CW.

Philipp Springer - DK6SP

Philipp, a 26-year-old from Erding, Germany, developed an interest in amateur radio in 2008 after attending a soldering course at his local radio club with some friends. It was through this club that he was introduced to the world of radio and began making QSOs. Philipp received his novice class license, DO6PS, in 2011 and gained full privileges in 2013 with the callsign DK6SP. During these formative years, he rapidly advanced his operating skills, learning Morse code (CW) and how to manage pileups. Philipp has since participated in numerous DXpeditions and has competed in many contests, including representing a youth team at the

World Radiosport Team Championship (WRTC) on two occasions.

Sven Lovric - DJ4MX

Sven, aged 21 from Munich, Germany is currently studying mechatronics and got interested in amateur radio through his father Mario, DJ2MX, for this reason Sven has been in contact with radio for almost all his life. Sven first started operating under the training callsign DN5MX in 2015. Most of the time he is operating CW, SSB, or RTTY contests from his small home station in Munich, but in the past, he was also operating from stations like E7DX, M6T, ED1R, NP4Z, etc.

Tomi Varrò - HA8RT

Tomi, aged 25 was born in Szeged Hungary where he studied IT engineering and currently living in Helsinki, Finland. Tomi was first licensed at age 14 and is now a seasoned amateur radio contester as part of the HG6N team. Tomi has operated in many places around the world such as OH5Z, K3LR, ES9C, 9A1A, and C4HQ. Tomi is proficient in CW as his preferred mode and has participated in HST (High-Speed Telegraphy) events on multiple occasions.

Our operating team has also been supported by other radios hams. There are too many to introduce everyone in great detail; however, primarily we'd like to highlight the work of Raj Naraine 8R1RPN who had provided local and logistical support in Guyana, giving the team a direct line to communicate with Guyanese authorities to make the process seamless. Charles Willmott MØOXO provides a QSL service utilizing his bespoke OQRS system, Charles has been managing our logs, LOTW upload, busted calls, and will soon be delivering our QSL card to hams worldwide. We'd also like to recognize the contributions and efforts made by Markus Grundner DG8MG for providing the main 8R7X preparation location and logistics

DXPedition. Also, many others have been contributing their time towards the project. Without their support, this would not be possible.

The License

Before embarking on this project, we were advised by multiple people that obtaining an amateur radio license in Guyana would be particularly challenging as the country is not well accustomed to visiting hams. We sought advice from hams who had previously been granted a license to operate in Guyana and were advised that it is a long-drawn-out process which might not yield any results. Jamie, MØSDV was deemed the most likely of the team members to obtain a license due to being a native English speaker (English is the language spoken in Guyana) as well as having cultural connections through what was the Commonwealth of Nations. In 2018, Jamie wrote to frequency management in Georgetown, Guyana who provided the necessary information to obtain the license. Jamie completed documentation, provided identification, proof of his UK license qualifications, and provided a full background check as requested by Guyana security officials. Once this documentation had been submitted it took over 7 months to receive any formal documentation back. The license cost \$12 USD, which was paid by a local contact in Guyana and Jamie received his license for 8R1DV. Then disaster struck! The world was closed down by the COVID-19 pandemic, postponing the trip and in the time elapsed through the lockdowns, 8R1DV expired so the process had to be started again.

In early 2023, Jamie once again wrote to the frequency management in Guyana to request that his license was renewed and during this process, he also requested that 8R7X was allocated for a team operation. This was all agreed in theory but the reality was that things had changed. The local contact used before had disappeared and

was not contactable to visit the frequency management in person and the process of renewal was taking a very long time. Frequency management told us that there had been some legislative changes meaning we would be delayed in getting the license, but no timeframe was offered causing a large degree of uncertainty. By this time the DXPedition had already been announced based on the initial agreement we had to renew the license before learning about any changes.

While discussing our challenges with friends we were introduced through mutual friendship and past experience to Raj 8R1RPN, a local ham who lives in Georgetown Guyana who had been heavily involved in contesting with various well-known testers and DXers worldwide. We were introduced to Raj via email and we soon had a man inside Guyana who knew the system like the back of his hand. Raj made many trips to the frequency management office and spoke with local government ministers who would eventually take us to the director of telecommunications in Guyana. We were able to directly negotiate the renewal of 8R1DV and even get authority to operate with 8R7X for our DXPedition. This is not a small accomplishment as never in the history of amateur radio in Guyana has the '8R7' prefix been issued to anybody, making this callsign truly unique.

Planning Phase including Sponsors

As many will know, a trip of this magnitude costs a good sum of money to achieve. The team, largely still being in some form of education, needed some support so started to approach various DX foundations to apply for a DXPedition grant. We were very pleasantly surprised by the uptake and support from the DX community in helping to achieve our goals. We were able to secure adequate funding to support the DXPedition and through their new youth initiative, North California DX Foundation even covered the costs of travel for the youngest team

member Sven, DJ4MX, passing on the message, “If NCDXF has already provided a grant to your DXPedition, we will also underwrite the cost of any young operators who join the team.”



8R7X Co-Lead DK6SP together with NCDXF Vice President K9CT at Dayton Hamvention 2023.

In addition to foundation support, individual donors and commercial sponsors played crucial roles. Companies like ICOM America and DXEngineering, among others, provided essential equipment and resources, ensuring we had access to top-of-the-line technology.



DJ4MX configuring the 3x ICOM IC-7610's sponsored by ICOM USA and DXEngineering.

Furthermore, we were fortunate to have generous offers from supporters who lent us critical pieces of equipment such as amplifiers and laptops. These contributions were invaluable, enhancing our setup without necessitating further purchases.

This broad base of support not only alleviated financial burdens but also enhanced our operational capabilities. We then started gathering materials. We would need masts, poles, wire, ropes, and of course radios. A good amount of this equipment already belonged to team members. Other items were purchased by team members for use in this DXPedition and future projects. Anything missing was purchased ahead of time with the help of our supporters. This collaborative effort between foundations, individuals, and commercial sponsors truly embodies the spirit of the amateur radio community.

Detailed Preparations

As the team embarked on their first DXPedition without their mentors (Elmers), they aimed to be less reliant on borrowed equipment by preparing their own gear. They reached out to various companies for sponsorships, receiving products at discounted rates or for free. This kick-started the project, with the team gathering necessary equipment and storing it at the logistics headquarters provided by our supporter DG8MG. They held two main preparation weekends at this location, investing many hours into the process. Tasks included assembling Mastrant guy wires for 10m aluminum and Spiderpole masts provided by Spiderbeam, installing connectors on Messi & Paoloni coaxial cables, and planning and building wire verticals, including "The Beast" – primarily used for 160m as a L antenna – on a 22m Spiderpole. Existing high-band beams like the MW0JZE/G3TXQ 6-band Hexbeam and a 3-band Spiderbeam were also set up multiple times for practice. Receive antennas from hamparts.shop were built and tested for functionality in Guyana. Upon receiving 3x ICOM IC-7610 radios and 5x power supplies sponsored by ICOM USA and DXEngineering, the team set up the radios and reconfigured the power supplies from 110 V to 220 V for use in Guyana. They also

set up and tested 5x laptops to accompany the radios. Additionally, various control cables, footswitches, headset adapters, and guy anchors were produced and tested. Local contributors and helpers were involved to meet set targets way in advance of the departure date.



Testing the setup of a Spiderbeam for 10m, 15m and 20m in advance of 8R7X.

After preparation, the equipment was weighed, packed, and distributed among available suitcases, totaling approximately 350 kg. The team acquired used hard-case Samsonite suitcases for this purpose, padding the equipment with bubble wrap. They cleared the equipment with German customs to avoid issues with exporting to Guyana and importing back to Germany, having the necessary paperwork ready well in advance.

During preparation, the team had several phone calls with local Guyanese contact Raj Naraine 8R1RPN to finalize their location and work out the electrical situation. They opted to use the 220 V mains connection and installed an additional 60 A breaker leading into 4 lines with a 20 A breaker, ensuring separate circuits for all planned stations.

As departure approached, the team checked in a day early at Munich airport, with all suitcases cleared without issues on their Lufthansa flight to Miami. They then departed for Georgetown, Guyana, from Miami and thus completed their journey.

Targets

The team aimed to achieve over 30,000 QSOs across modes such as CW, SSB, RTTY, and FT8, with a specific goal of making more than 2,000 of these in RTTY. The focus was

on addressing the latest Clublog Most Wanted Ranking, ensuring various parts of the world would benefit from the operation. Priority was also given to low band operations, taking advantage of the expected lower noise level at the rural QTH. Participation in the ARRL CW 2024 contest as a Multi Operator / Single Transmitter (M/S) entry was planned. The team intended to upload QSOs to Clublog and LOTW as frequently as possible, and a Clublog livestream was anticipated, provided the internet connection was stable enough.

Location

The rural QTH, a small village called Baiabu in Mahaica-Berbice, is located around 35 km south-east of the capital Georgetown in locator GJ16BN. Thus, there was hope for quiet bands. Furthermore, the location is only about 15 km away from the sea and thus the saltwater, enhancing our transmission capabilities due to the beneficial effects of saltwater on radio signals. The hosts were happy with the planned antennas for the time of our stay and already offered their full support of the activity in any way possible in advance on their family weekend home. This support from the local community is crucial as it facilitates smoother operations and logistics. Their familiarity with the area and willingness to assist did significantly influence the success of our DXpedition.



The 8R7X QTH, a family weekend house, located in Baiabu, Mahaica-Berbice, Guyana.

Due to the availability of both 110 V and 220 V power sources, and a 60 A breaker at the location, the team arranged to install a 220 V setup, which included a dedicated 20

A breaker for each station. Local electricians prepared this setup for all four stations and had everything wired and ready for our arrival. Additionally, we had a 10 kVA generator on site as a backup solution, which proved essential as it was used several times during power outages.

The 8R7X Setup

Our DXpedition setup in the tranquil village of Baiabu, Guyana, was a marvel of amateur radio engineering, designed to ensure a successful and extensive communication reach. The strategic planning and arrangement of our equipment allowed us to cover a wide array of frequencies with efficiency and clarity.

At the heart of our station were the antennas, thoughtfully chosen and arranged to cover necessary bands and optimize space. We deployed two Hexbeams for the 20m to 6m bands, and a Spiderbeam for 20/15/10m, efficiently triplexed using a 4O3A Triplexer equipped with high-power bandpass filters to maintain signal purity. Additionally, a DXCommander Vertical spanned from 40m to 10m, with specific verticals set up for the 30m and 40m bands. For the lower bands, we utilized an L-antenna for 80m and introduced "The Beast", an L-antenna designed for 160m but also serving as a vertical on 80m mounted on a 22m high Spiderpole.



Various transmit antennas installed at the 8R7X Location.

For reception, we installed two reversible Beverage on Ground (BOG) systems. These systems were crucial for picking up weaker signals and allowed us to switch directions based on propagation conditions, significantly enhancing our reception capabilities.

Powering our transmissions, we equipped the site with two Expert 1k3 amplifiers, one Expert 1k5, and an ACOM 500S. This suite of amplifiers provided the necessary power boost to ensure our signals were robust and reached far into the international amateur radio community.

The operation was powered by an impressive lineup of radios including three ICOM IC-7610 units, which were generously sponsored by ICOM USA and DXEngineering, alongside an ICOM IC-7300 and an Elecraft K3S. These radios are known for their reliability, and the sponsorship was a testament to the support we received from the amateur radio industry.

To manage the complex array of equipment, we used approximately 400 meters of coaxial cable to connect the antennas with the radios. Five laptops were strategically placed for logging purposes, ensuring every contact was recorded accurately and efficiently.



HA8RT and MØSDV operating the 8R7X setup.

Despite the challenge of a newly developed garden full of fruit trees that limited our antenna placement options, the antennas

were set up effectively around the yard. This setup not only made the best use of the available space but also ensured that each antenna operated at its optimal capacity without noticeable interference.

This comprehensive and meticulously planned setup underscored our commitment to achieving a high-performance operation. The 8R7X team's effort in crafting such an advanced station was pivotal in making numerous global contacts, showcasing the collaborative spirit and technical prowess of the amateur radio community.

Travel

Traveling to Guyana is straightforward. From the UK, there are direct flights that stop in St Lucia for refueling. Flights from Europe typically connect in Miami, USA, for onward travel to Guyana. The team, hailing from three different countries, chose to convene in Miami. Philipp, Sven, and Tomi took a flight from Munich, Germany, to Miami on February 11th, while Jamie departed from London Heathrow to Miami on February 13th. Transporting operators to Guyana was the simpler part of the journey; the real challenge was handling 14 pieces of luggage weighing approximately 350 kg, including multiple long bags. Additionally, during the connection in Miami, the team had to reclaim and re-check all luggage items before proceeding to their departure, which significantly shortened the available layover time.



DJ4MX with the 8R7X suitcases at MIA airport.

However, the process went relatively smoothly, with only one instance requiring repacking due to bags exceeding the weight limit. The team gathered on the afternoon of February 13th at the gate in Miami, ready for their next flight to Georgetown. They arrived at Cheddi Jagan International Airport around 23:30 local time.

To streamline the entry process, the team had preemptively provided a comprehensive list of their equipment to Raj 8R1RPN, who had forwarded it to the frequency management for approval and coordinated with customs to facilitate and expedite their clearance. Upon arrival, the customs process was quick and straightforward. After reviewing the provided documents, the team was able to exit the customs hall swiftly with all their luggage. They then loaded everything into a minibus and embarked on the long drive to their operating QTH, arriving by 03:00 local time.

Operations

Once the team arrived at the QTH they immediately started to unpack. It was very early in the morning so we could not start putting up antennas but the shack build began through the night as we were eager to waste no time in getting on air. For this DXpedition we used five radios, along with four amplifiers. These were quickly unpacked and we started building and wiring the shack. At the first sunrise, we were outside building antennas. We started with the higher bands building the two Hexbeams and the Spiderbeam. We then moved onto setting up low band antennas from 30m through 160m. The team did not set up any 60m antennas as this band was not covered by the license. Throughout this process, smaller transportation damages were fixed on-site as well. In total, setting up took around 2 days, but from day 1 we ensured having at least 2 operators on the air whilst the other two built the antennas with the help of the facility caretaker who provided us with some extra muscles when required. The

first contact was established directly after arrival on Tuesday, 13th February 2024 at 1519 UTC.



First contact in the log on 17m band.

We anticipated that there would be big pileups but nothing can prepare you for being behind the radio when the calls start rolling in. The pileups were loud, wide, and from all parts of the world. We were running pileups in multiple modes at a very fast rate putting over 10,000 QSOs in the log within the first 2 days. Bearing in mind that our goal for the entire duration of the DXpedition was 30,000 QSOs we knew that we were in for a fun time.

Contests

During our expedition, we participated in two major contests, each presenting unique challenges and opportunities for the team to showcase its capabilities.

ARRL CW Contest:

The ARRL CW contest was a critical component of our expedition, primarily because it served as a platform for WRTC qualification and an opportunity to set new records. After the contest, the publication of claimed scores suggested promising results that could potentially enhance our standings. Originally, our intent was to focus on working stations in North America as per the contest rules. However, the rarity of Guyana on the CW bands for Asian and European operators meant that we also engaged with many callers from these

regions. The phrase "all who called were worked" became a testament to our inclusive and comprehensive approach to the contest. Operating in the M/2 high power category, we demonstrated excellent team performance, effectively managing pileups and maximizing our score.

CQ 160 SSB Contest:

Our participation in the CQ 160 SSB Contest was limited to just the first night, as logistical necessities required us to begin packing up afterwards. Despite the short operating window, the team faced additional challenges due to less than ideal conditions specifically, a very noisy environment and the absence of our receive antennas, which had been dismantled earlier. Even under these constraints, we managed to surprise a few operators with a very rare multiplier from Guyana, adding an element of excitement to the contest. Impressively, we set a new claimed record for the M/S high power entry from Guyana. This achievement was particularly notable given the brief duration we were on the air and the imminent departure. The team's performance was commendable, showcasing our ability to adapt and excel even in suboptimal conditions.

Overall, these contests highlighted our team's resilience and skill, contributing significantly to the success of our expedition. Each member played a vital role in overcoming the challenges and achieving remarkable results in both contests.

Exploring Guyana: Culture, Cuisine, and Countryside

Our trip to Guyana transcended a typical amateur radio expedition; it became a deep dive into the nation's vibrant culture, especially as our visit coincided with Mashramani, Guyana's national independence celebration. This festival, named from an Indigenous Amerindian word meaning "celebration after cooperative work," featured parades, music, dancing,

and local crafts, showcasing the diverse cultural tapestry of the country.



Mashramani festivities in Georgetown, Guyana.

Culinary experiences were a highlight of our visit. We savored a variety of local dishes and were able to sample the local beers and renowned Guyanese rum which added another layer to our cultural immersion. With each drink we were reflecting the rich natural resources of the region.

An SUV tour through the lush Guyanese countryside allowed us to appreciate the natural beauty and ecological diversity of the region firsthand. From vast rainforests to serene villages, the landscapes were as breathtaking as they were pristine.



Team 8R7X on a SUV tour through Guyana.

Through celebrating Mashramani with the locals, enjoying traditional Guyanese cuisine, and exploring the countryside, our visit to Guyana was as enriching culturally as

it was fulfilling our amateur radio goals. The warmth of the Guyanese people and the richness of their traditions made our experience unforgettable.

Packing Away and Returning Home

The 8R7X DXpedition concluded its transmissions on Sunday, 25th February 2024, at 1121 UTC. The process of packing up was smooth and efficient, completed in just a few hours. All equipment was meticulously weighed and packed into 14 luggage pieces to comply with airline regulations. With everything securely loaded into the minibus, the team set off for Georgetown.

Upon arrival in the capital, the team was warmly welcomed by their local supporter, Raj 8R1RPN, and host Maurice. Raj invited the team to his home for a special dinner, where they were joined by their accompanying families. This gathering provided a wonderful opportunity to recap the entire DXpedition, sharing stories and experiences over an amazing dinner setup.



Farewell dinner at 8R1RPN with local supporters.

Following a brief night at a local hotel, the team left early for the airport, only to discover a 6-hour flight delay. They used this unexpected downtime to catch up on some much-needed sleep. Fortunately, the process of checking in the luggage went smoothly, and the team proceeded to the gate without any issues.

While awaiting their flight to Miami, the team was approached by a gentleman who recognized them. He introduced himself as the head of the communications authority of Guyana and expressed keen interest in learning more about amateur radio. This impromptu meeting turned out to be an excellent opportunity to present the DXPedition and discuss the broader implications and joys of amateur radio, casting the hobby in a very positive light. This unexpected encounter, although brief, was potentially fruitful and underscored the wide-reaching impact of their efforts.

Upon arrival back in Miami, the team parted ways as MØSDV had to quickly continue on to the UK. The remaining members had the chance to meet with Ez NK4DX / HI3R and his wife Ana in Miami. Ez, a member of the CB0ZA team, shared insights from his own successful DXPedition, facilitating a meaningful exchange of ideas and experiences.



*8R7X meets CB0ZA in Miami, FL, USA;
L-R: Ana, Ez NK4DX / HI3R, Tomi HA8RT,
Sven DJ4MX and Philipp DK6SP.*

A few days later, all crew members and their equipment safely arrived back in Munich, Germany, marking the end of an adventurous and successful DXPedition. This journey not only achieved its radio-related goals but also fostered international friendships and expanded the understanding and appreciation of amateur radio across continents.

Conclusion of the 8R7X DXPedition

As we reflect on the remarkable journey that was the 8R7X DXPedition, it is with a profound sense of achievement and gratitude. Throughout the operation, we experienced very little deliberate QRM (DQRM); callers were exceptionally well-behaved during pileups, which greatly contributed to the smooth flow of communications and was much appreciated by our team. Pileups continued vigorously until the very last day, showcasing the high level of interest and engagement from the global amateur radio community.

A significant accomplishment of our expedition was assisting numerous amateur radio enthusiasts in achieving an ATNO (All Time New One) and securing new bandslots. These milestones are what make DXPeditions so rewarding, and we are thrilled to have played a part in helping the community reach these goals. It was particularly gratifying to provide the very rare entity of Guyana for Asian and Oceanian stations on the low bands, where the excitement was palpable.

We proudly met all the targets set before the expedition, a testament to the meticulous planning, dedication, and passion of everyone involved. Power distribution from 220 V to all stations was perfectly prepared, and breakers never went off, ensuring uninterrupted operation. Even during minor power outages, the generator on site covered all our needs seamlessly. The generally favorable weather also aided our efforts in building antennas efficiently.

However, operating from such an equatorial location brought its own set of challenges. There was significant QRN (radio noise) during the nights, and the dawn/greyline periods were marked by swarms of mosquitoes, testing our resilience and adaptability. Despite these hurdles, the team managed to navigate through, especially when Asia was open and we faced

the biggest wall of weak callers due to the challenging path via the North Pole.

Such success could not have been possible without the extensive support we received. We owe a tremendous thank you to all our supporters, helpers, foundations, and clubs whose contributions were invaluable. Their support not only facilitated our logistical and operational needs but also enriched our experience.

Special thanks are due to our local supporters in Guyana, Raj (8R1RPN) and Maurice. Their hospitality and efforts provided us with an exciting and amazing time in Guyana. Their kindness and assistance were integral to the success and enjoyment of our stay.



L-R: Philipp DK6SP, Jamie MØSDV, Raj 8R1RPN, Sven DJ4MX and Tomi HA8RT.

We also extend our immense gratitude to our QSL Manager, Charles MØOXO, who has been instrumental in managing the "Not in Log" requests, uploading our logbook to LOTW daily, and handling the QSL cards for the global amateur radio community. His dedication ensures that our contacts are confirmed and recognized, which is crucial for the amateur radio operators we connected with during the expedition.


Lastly, we cherish the new friendships forged through this adventure. The connections made with fellow radio enthusiasts around the world are invaluable and stand as a testament to the unifying power of amateur radio.

In closing, the 8R7X DXPedition was not just an operation; it was a celebration of international amateur radio spirit, cooperation, and the joy of connecting across continents. We look forward to future opportunities to engage with the amateur radio community in new and exciting ways. Thank you to everyone who joined us in making this experience truly memorable.

For those interested in exploring further, additional photos covering the whole process are available on the project website at www.8R-2024.com.

Only one question remains for now ...

“Where do we go next?”



Sunset at the 8R7X QTH in Baiabu, Guyana.

Teaser Picture (p. 1):

Team Picture 8R7X with GDXF flag; L-R: Sven, DJ4MX, Jamie MØSDV, Philipp DK6SP, Tomi HA8RT.

All pictures featured within this report, except stated otherwise, are the property of the 8R7X team members. © 2024 Team 8R7X.

Statistics

Source of all statistics screenshots is clublog.org – 10th May 2024

Operating Time							
First QSO: 2024-02-13 15:19:16							
Last QSO: 2024-02-25 11:21:00							
Number of days: 11.83							
Band/Mode breakdown							
Band	SSB	CW	RTTY	FT8	FM	Total	Total %
160	151	1426	13	1247	0	2837	3.9%
80	229	1780	108	1981	0	4098	5.6%
40	1530	2647	69	2545	0	6791	9.2%
30	0	2245	63	3835	0	6143	8.4%
20	1877	4050	392	4538	0	10857	14.8%
17	2100	3503	672	3393	0	9668	13.2%
15	3720	3910	363	2070	0	10063	13.7%
12	3217	3359	724	2646	0	9946	13.5%
10	4151	4163	166	4108	209	12797	17.4%
6	26	27	0	247	0	300	0.4%
Totals	17001	27110	2570	26610	209	73500	

Number of QSOs

Total QSOs: **73,500**
Unique Calls: **18,396**
Duplicate QSOs: **2,156** (2.93%)

DXCC by Band/Mode breakdown

	SSB	CW	RTTY	FT8	FM	Total
160	35	66	6	67	0	82
80	39	67	30	78	0	83
40	80	74	21	86	0	104
30	0	82	19	96	0	102
20	83	88	50	94	0	111
17	91	92	61	91	0	115
15	92	85	44	81	0	106
12	89	92	55	81	0	107
10	90	80	34	100	27	112
6	12	13	0	35	0	36
Totals	124	122	72	134	27	156

Daily QSOs (last 30 active) [Clickable]

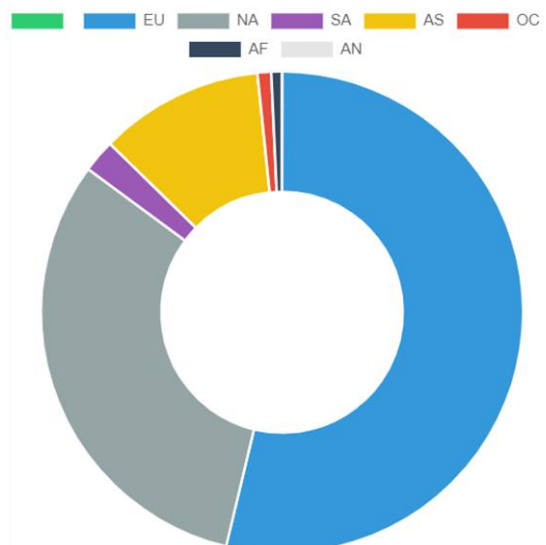
Date	Total QSOs	Uniques	Uniques %
25-02-2024	860	118	13.7
24-02-2024	3999	507	12.7
23-02-2024	1724	257	14.9
22-02-2024	6378	991	15.5
21-02-2024	7627	1213	15.9
20-02-2024	7460	1143	15.3
19-02-2024	7399	1471	19.9
18-02-2024	6686	1577	23.6
17-02-2024	8827	2310	26.2
16-02-2024	7640	2127	27.8
15-02-2024	10726	3997	37.3
14-02-2024	3830	2345	61.2
13-02-2024	344	340	98.8
Totals	73500	18396	25.0

Multiband QSOs

Band	Total	Total %
10	21	0.1%
9	602	3.3%
8	664	3.6%
7	833	4.5%
6	942	5.1%
5	1217	6.6%
4	1389	7.6%
3	2004	10.9%
2	3035	16.5%
1	7689	41.8%
Totals	18396	

Breakdown by Continent

Continent	Total QSOs	%
	9	0.0
Africa	522	0.7
Antarctica	1	0.0
Asia	8097	11.0
Europe	39488	53.7
North America	23073	31.4
Oceania	677	0.9
South America	1633	2.2
Totals	73500	100.0



Continent By Mode

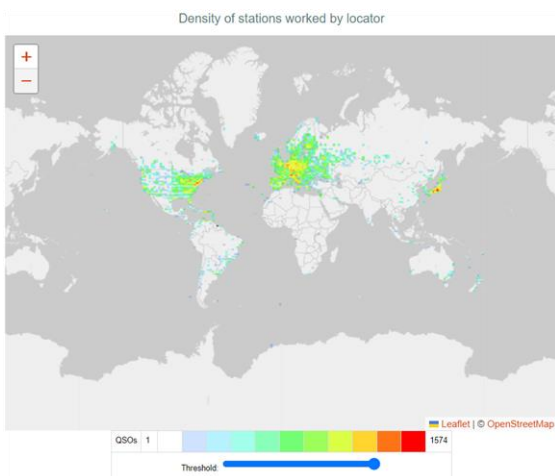
Band	SSB	FT8	CW	RTTY	FM	Total	Total %
	1	8	0	0	0	9	0.0%
AF	168	171	143	37	3	522	0.7%
AN	0	1	0	0	0	1	0.0%
AS	699	4167	3061	170	0	8097	11.0%
EU	10037	15744	11790	1766	151	39488	53.7%
NA	5561	5454	11477	533	48	23073	31.4%
OC	109	363	192	13	0	677	0.9%
SA	426	702	447	51	7	1633	2.2%
Totals	17001	26610	27110	2570	209	73500	

Continent By Band

Band	6	10	12	15	17	30	160	80	40	20	Total	Total %
	1	1	1	1	3	1	1	0	0	0	9	0.0%
AF	23	93	82	70	76	31	11	23	37	76	522	0.7%
AN	0	0	0	0	1	0	0	0	0	0	1	0.0%
AS	0	1465	999	1163	983	1128	25	131	992	1211	8097	11.0%
EU	5	6628	6010	4992	5475	3130	1578	2274	3365	6031	39488	53.7%
NA	97	4260	2625	3553	2799	1609	1160	1548	2143	3279	23073	31.4%
OC	2	72	36	113	102	89	2	31	113	117	677	0.9%
SA	172	278	193	171	229	155	60	91	141	143	1633	2.2%
Totals	300	12797	9946	10063	9668	6143	2837	4098	6791	10857	73500	

Expedition Impact On Users' Totals (info)

Band	160	80	60	40	30	20	17	15	12	10	6	Total	Total %
New Band	565	718	0	951	932	1265	1191	1094	1547	1258	34	9555	42.0%
New Mode	21	21	0	85	169	161	158	180	151	212	7	1165	5.1%
New Band + New Mode	112	73	0	175	278	261	309	356	317	464	17	2362	10.4%
New Slot	209	311	0	608	321	840	868	812	948	1012	10	5939	26.1%
New DXCC	68	78	0	293	560	487	577	444	411	806	29	3753	16.5%
Totals	975	1201	0	2112	2260	3014	3103	2886	3374	3752	97	22774	



Sponsors

We would like to express our gratitude to all our esteemed sponsors, supporters, and volunteers. This project would not have been possible or as successful without their participation. Below is a list of the supporting clubs, foundations, and corporate sponsors.





- **Clubs and Foundations**

- Northern California DX Foundation
- Swiss DX Foundation
- Bavarian Contest Club
- Clipperton DX Club
- German DX Foundation
- Far East DX Ploitors
- European DX Foundation
- Chiltern DX Club
- International DX Association
- Mediterraneo DX Club
- EI DX Group

- **Corporate Sponsors**

- DXEngineering
- ICOM USA
- Audio2
- Spiderbeam
- Messi & Paoloni
- Mastrant
- 4O3A
- HE IT-Service
- ACOM
- EMS Solutions
- Smart Radio Concepts
- G3TXQ Hexbeam
- HamParts
- Bausch Gall GmbH
- Qorvo
- Clublog
- MØOXO OQRS Service
- PD3MR Design
- SQ1K Bart's Shop

... and the many individual sponsors, contributors and helpers listed at www.8R-2024.com/sponsors.



QSL Card Preview

All 8R7X QSOs were regularly uploaded to LOTW throughout the DXpedition. Physical cards can be requested through the bespoke M0OXO OQRS, accessible at <https://www.m0oxo.com/oqrs/>.

- **Four-sided QSL: 28 x 9 cm**

Front




Back



- **Two-sided QSL: 14 x 9 cm**

Front



Back

